

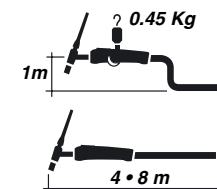
# ERGOTIG 24W

T I G R A N G E



## TECHNICAL DATA

Voltage class	L
Inert gas	Argon
Duty cycle 100% DC	180
Duty cycle 100% AC	120
Electrodes Ø mm	0.5 ÷ 2.4
Cooling	Water cooled
Max. liquid temp. C	60
Water min. flow rate l/min	1
Max. inlet pressure bar	4
Min. inlet pressure bar	2
Gas flow rate l/min	7 ÷ 18



	SINTIG 24W	SINTIG 24W FX	m
	SY 1401	SZ 1401	4
FITTING	SY 1801	SZ 1801	8
M12x1	SY 1402	SZ 1402	4
FITTING	SY 1802	SZ 1802	8
3/8G			



	FREE 24W	FREE 24W FX	m
	SY 4402	SZ 4402	4
FITTING	SY 4802	SZ 4802	8
3/8G			

Additional KIT	Ø
TT 0203	1.6
TT 0204	2.4

### DECLARATION OF CONFORMITY


The undersigned company Trafimet - Via del Lavoro, 8 - 36020 Castegnero (VI) - Italy - declares that the product identified and described on this page complies with standard EN 60974-7 in accordance with the requirements contemplated by directive EEC 73/23 low voltage.



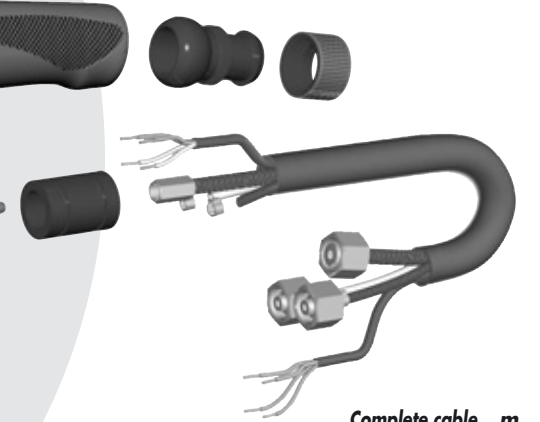
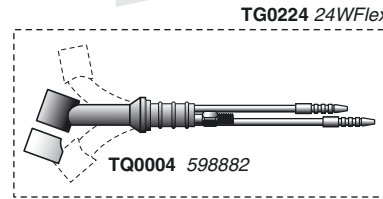
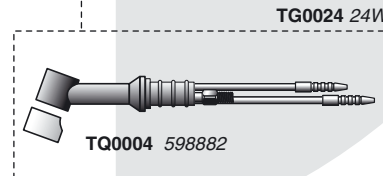
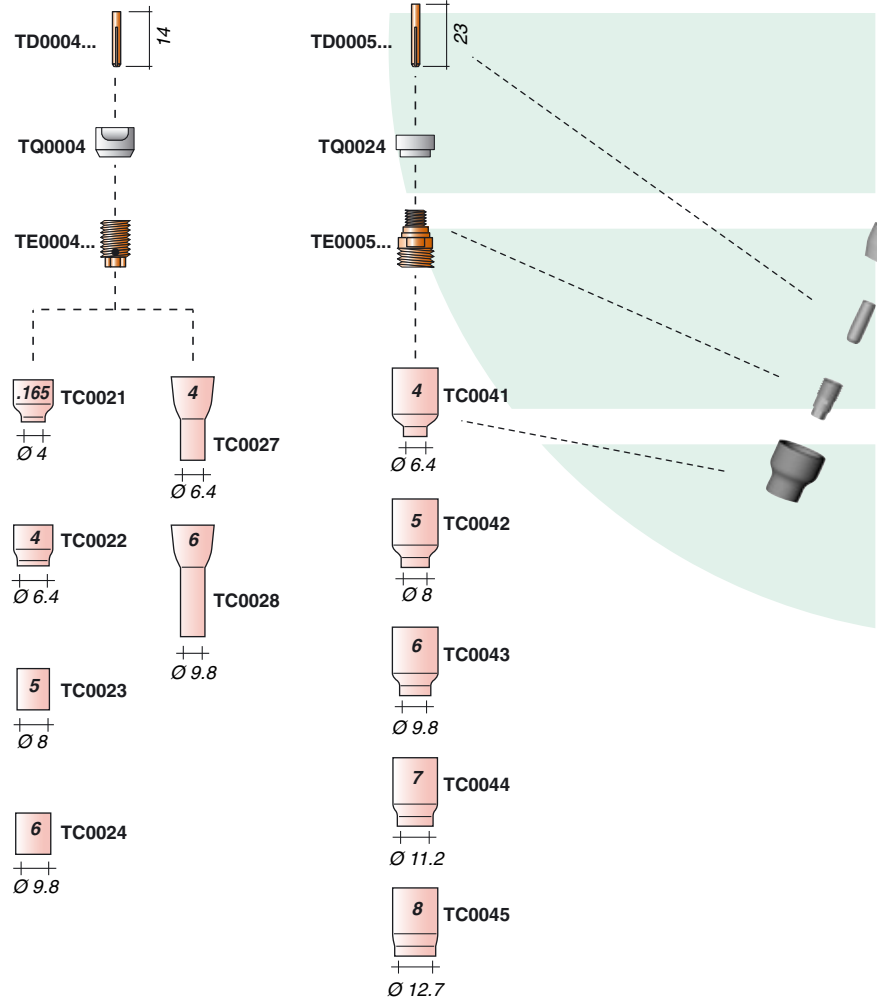
EN 60974-7

*trafimet*<sup>®</sup>

*your welding partner*

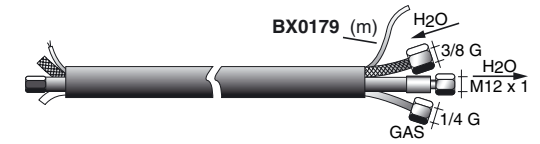
EA0329 ▾  
  
**BW0303 ERGOTIG HANDLE**  
 TP0090 Green • Standard  
 TP0091 Blue  
 TP0092 Black

BW0307 BW0305 BW0306  
  
 BX0625 BX0626



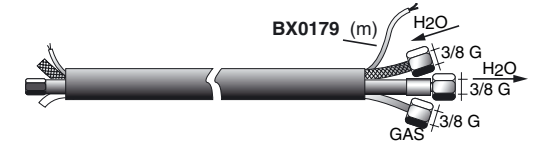
**Complete cable m**

TH0064	4
<b>FITTING TH0065</b>	8
<b>M12x1</b>	



**Complete cable m**

TH0078	4
<b>FITTING TH0079</b>	8
<b>3/8G</b>	



	<b>Water cable</b>	<b>Gas Cable</b>	<b>Water and Power</b>	<b>m</b>
<b>FITTING</b>	TH0106	TH0096	TH0086	4
<b>M12x1</b>	TH0107	TH0097	TH0087	8
<b>FITTING</b>	TH0106	TH0098	TH0084	4
<b>3/8G</b>	TH0107	TH0099	TH0085	8